



Find a Restful Retreat with Your Gooseneck Horse Trailer

Enjoy the extra space, convenience, and smart design of a gooseneck horse trailer with sleeping quarters.

With Innovative Safety Features Your Horse Will Love!

For us, safety isn't just a buzz word, it's the core of our company.

That's why we pack our trailers with unique safety features you won't find anywhere else.

Every 2-4 horse gooseneck trailer is custom built to match your exact specifications and needs.

Need a different size or customized horse features? Just ask. Send us a text now at 910-444-2880.

If you can dream it, we can build it.

- SafeTack Reverse options for more comfortable travel and less stressful loading,
- V-Style Aerodynamic front for increased turning radius and gas mileage,
- And expert service for every stage of the buying process – including design, \$395 flat-rate delivery, towing guidance, and a nationwide warranty service program.



Explore this brochure and begin to customize your very own dream trailer!

Since 1997, custom horse trailers from Double D Trailers have provided the most innovative safety features in the industry.

Double D Trailers is different from other brands because of our emphasis on safety...


Our one-of-a-kind safety features work in harmony to protect both you and your horse.



SafeTack® Design (patented)	SafeKick® Walls	Z-Frame® Structure
Rumber Flooring	SafeBump® Ceilings	Reverse Load Layout
Tubular Dividers	Full Insulation	Quiet Interior



Happy Customers Share Their Experience Buying Online from Double D Trailers



"I have never experienced personalized customer service of this caliber.... ever... for any product. Brad made it so easy and a lot of fun to 'design' my trailer. The quality of the workmanship on the trailer is outstanding. I can't wait to haul my horses in it, it is so much roomier than my previous 3 trailers! My horse loves being able to walk forward in and OUT! I highly recommend Brad and Double D for a great trailer designing experience, extraordinary customer service and a fabulous product!"



~Karen Jones of Newman, GA. Reverse SafeTack 2H Slant Load Gooseneck

"We compared the Double D trailers to everything else and there is no comparison. Our "problem loader" walked onto the trailer the first time and every time since. The step up makes him commit to getting on, but the openness of the trailer is really what convinces him it's safe to load. A lot of our friends have stopped by to see the trailer and they've all been impressed. We trailered home 13 hours and it pulled beautifully no issues. I love the "Rumber" flooring, no slipping and much easier to clean out. The SafeTack in the rear of the trailer is by far the best on the market. Easier to load your tack and tack up your horses when you arrive at your riding destination. We love our new trailer and look forward to many great adventures with our horses."

~ Terry and Nancy Jennings of Dunlap, TN. 2H SafeTack Slant Load Gooseneck

"I love this trailer. Thank you Brad and everyone at Double D Trailers. The horses are very comfortable in it. The variable load/unload options are extremely handy. Many trailheads I trailer to have non trailer friendly parking lots. Being able to load from the side or back and unload either way makes it very safe. I know I will enjoy this trailer for many years to come."

~Janet Wallace of Elbert, CO. 3H Reverse SafeTack Slant Load Gooseneck



★ [Read more Google reviews.](#) ★

How We Raise the Bar for Horse Trailers: Top Horse Safety Features

From hitch to bumper, we've looked at every detail on your trailer to make it safe, easy-to-use, and durable.

Here are just a few of those features that help us create a higher standard.

SafeTack® Design (patented)

Eliminates the dangerous narrow doorway found on conventional slant load trailers. Instead, a lockable tack area swings out like a second door, allowing an extra wide loading area.

SafeKick® Walls and SafeBump® Ceiling

Flexible and durable composite materials on the walls and ceiling protect your horse from injury.

Patented Z-Frame®

Lightweight Construction

Superior strength over aluminum protects your horses in case of an accident. Our 16-gauge Galvalite skin is 5 times stronger than 0.040 aluminum for an overall lightweight trailer.

Rumber Flooring

Aluminum floors corrode and weaken with time. Rumber provides lasting durability and easy cleaning. Plus, it reduces noise and vibration to lower stress levels and minimize leg fatigue.



Click to design your trailer with our **FREE** tool!

Additional Safety Design Details That Make a Difference

Easy Window Latches

Open your windows more easily with a lower placed latching mechanism.

Self-Watering Tank

Help your horses stay hydrated on long trips with a self-watering tank system with onboard water storage.

On-Board Cameras

Never worry about a strange thump or shake while you travel with the on-board camera system -- so you can check your horses any time.

No Rattle Partitions

Help nervous horses feel comfortable with a rattle-free interior designed to keep your horses calm.

Horse Friendly Interior

Maximized air flow and a heat-reflective interior help your horse overcome their natural claustrophobia so they load and travel with less stress.

Tail Lights

Let cars behind you clearly see when you brake with lights that have been placed higher up on the back of the trailer.

Easy Lift Ramps

Never again strain your back with our spring-assisted ramps that are easy to lift.

Keep in mind, this is only a partial list of the available features. Every trailer is custom built to match your exact specifications and needs.



Click to design
your trailer with
our **FREE** tool!

Is a Gooseneck Horse Trailer Right for You?

Here are 3 important questions to ask yourself:

Do you want a horse trailer sleeping quarters?

Spending hours or days at a horseshow can be exhausting. The 'gooseneck' space hanging over the back of your tow vehicle is the perfect place to take a power nap or spend the entire night to avoid the expense of a hotel.

How many horses will you haul?

If you only need to trailer one or two, then a bumper pull horse trailer with a dressing room may be a good fit for you. If more horses make you merrier, then explore our gooseneck options.

What are your tow vehicle capabilities?

Check your current tow vehicle to make sure it can safely haul the higher weight of a gooseneck trailer. Better yet, consider buying your trailer first and then matching a new tow vehicle so you are never compromising safety.



Click to design your trailer with our **FREE** tool!

Get the Most Out of Your Gooseneck Horse Trailer

Design your gooseneck sleeping quarters so you can feel rested anytime.

When the days are long and hot, you'll love the comfort of your shaded retreat. The gooseneck dressing room can be customized to fit exactly what you want.

Stock it with cool beverages, place a comfy mattress for naps, and keep all of your show supplies clean and organized.

Popular customizations include: added headroom over the gooseneck sleeping area, custom clothing hooks, storage compartments, and a wall grid organizer panel to keep your equipment in order.

If camping is your thing, leave behind the leaky tent and use your gooseneck as your shelter on overnight trips. Stay cool with an overhead powered roof vent that will create a pleasant breeze.

Add an extendable awning to the side of your trailer to create a shaded area to enjoy the day. Easily check on your horses mid-trip using the interior access door back to the horse area.

Want even more features?

Consider "The Basics LQ" trailer model for a bit more comfort. (Details on next page.)



Click to design your trailer with our **FREE** tool!

Get More With The Basics LQ Trailer

Customize This
Model


Some want additional dressing room features without the expense of a full living quarters.

The Basics LQ model is our most simple living quarters trailer. Compared to a full living quarters trailer, The Basics LQ is much smaller and less elaborate.

It can have a toilet, running water, minimal cabinets, and features a Cowgirl (or Cowboy) shower in the horse area for private bathing.

You'll save money by excluding typical features from a regular living quarters like a full bath, full kitchen, sitting area, padded walls, and wood trimming.


The Basics LQ like a regular trailer's dressing room with the addition of a few features that make life a bit more convenient - without breaking the bank!



Click on any model to customize ->	The Basics LQ	Full Living Quarters Horse Trailer
Size	Smaller (4 foot short wall)	Larger (7-13 foot short wall options)
Kitchen	Sink Only	Full kitchen w/ sink, cooking area, refrigerator
Storage	Few Cabinets	More cabinets with storage throughout
Bathroom	Toilet and space saving "Cowgirl Shower" (for private bathing in horse area)	Full Bathroom
Sitting Area	None	Full Sitting area with sofa or dinette options
Sleeping Area	Mattress over gooseneck	Mattress over gooseneck
Walls & Ceiling	Unfinished	Fully finished w/ lighting, padding, wood molding
Cost	Less expensive	More expensive

Go Online to Start Designing Your Custom Horse Trailer Today

It's easy and even FUN! Here is the entire process in seven steps.



Step 1: Use our FREE Tool to Start Designing Your Trailer.

On our homepage, click the big red button that says "Start Designing Your Trailer" to start choosing features for your dream trailer. Or, click the gold medallion below!

Step 2: Submit an Online Build Request

Select one of the suggested models and click "Customize" to start checking off boxes for the features you'd love to have. Review your trailer and give us some information about yourself so we can get in touch. Click "Submit Build." No cost or obligation.

Step 3: Detailed Pricing Estimate

Once you submit your request, our team will review your selection and look for any feature conflicts. For example, it is not possible to select both a front escape door and a manger. Once reviewed, we will next send a detailed pricing estimate.



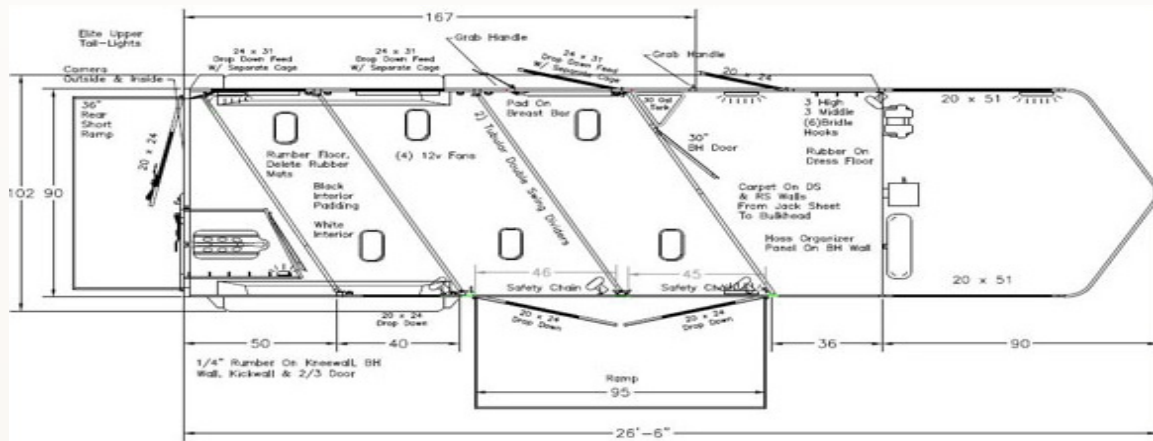
Click to design your trailer with our **FREE** tool!

Step 4: Design Discussion with Our Experts

You will then begin an ongoing conversation with our experts to refine the design and establish the final pricing. We can help you add in special requests or remove unneeded features to stay within a budget. Don't worry. Our design team makes this step fun!

Step 5: CAD Drawing

A highly detailed CAD drawing will act as the construction blueprint for our building team. Here's an example of what that looks like.



Step 6: Approval and Start of Construction

Once you are happy with the final design, pricing, and order details, the estimate is converted to an official order. We will begin construction on your new trailer!

Step 7: Final Touches

Any decorative features like outside graphic and color can be determined after the trailer construction has begun. From here, you can sit back and relax until your brand new trailer is delivered to your driveway.



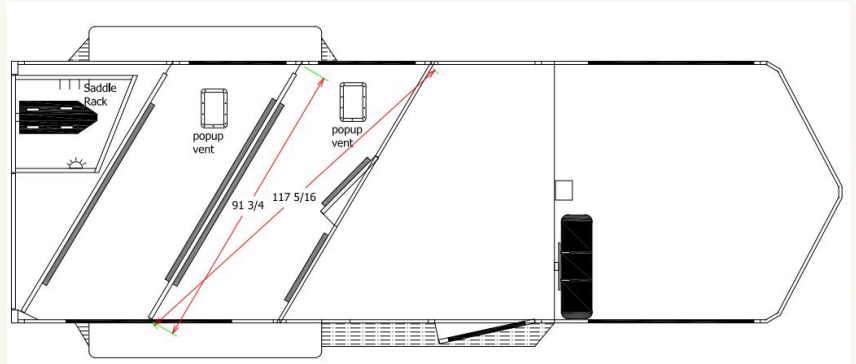
Gooseneck Horse Trailers: Features Overview

Click on any model to customize →	SafeTack 2H Gooseneck	SafeTack 3H Gooseneck	SafeTack 4H Gooseneck	2H Straight Load Gooseneck
Type	Slant Load	Slant Load	Slant Load	Straight Load
Frame	Z-Frame Technology	Z-Frame Technology	Z-Frame Technology	Z-Frame Technology
Skin Interior and Exterior	16 Gauge Gavalite strong and safe horse area; aluminum exterior	16 Gauge Gavalite strong and safe horse area; aluminum exterior	16 Gauge Gavalite strong and safe horse area; aluminum exterior	16 Gauge Gavalite strong and safe horse area; aluminum exterior
Side Walls	Insulated horse area for max temp protection & quiet ride	Insulated horse area for max temp protection & quiet ride	Insulated horse area for max temp protection & quiet ride	Insulated horse area for max temp protection & quiet ride
Dividers	Z-Frame Technology with Safety Slam Technology	Z-Frame Technology with Safety Slam Technology	Z-Frame Technology with Safety Slam Technology	Z-Frame Technology with Butt and Chest Bars
Roof	Fiber-composite 1-piece no-leak SafeBump roof	Fiber-composite 1-piece no-leak SafeBump roof	Fiber-composite 1-piece no-leak SafeBump roof	Fiber-composite 1-piece no-leak SafeBump roof
Options	Full Customization Options	Full Customization Options	Full Customization Options	Full Customization Options
Horses	2H	3H	4-6H	2H
SafeTack	Yes	Yes	Yes	No
Side Ramp	Side ramp and door are an option	Side ramp and door are an option	Side ramp and door are an option	Side ramp and door are an option
Trailer Width	80" width & 7'4" height standard	80" width & 7'4" height standard	80" width & 7'4" height standard	72" width & 7'6" height
Horse Orientation	Combination Forward or Reverse Facing Option	Combination Forward or Reverse Facing Option	Combination Forward or Reverse Facing Option	Forward Facing Only.
Horse Sizes That Can Be Hauled	Standard up to 15.3H / 1,100 lbs. Options to fit 17+H Warmbloods comfortably	Standard up to 15.3H / 1,100 lbs. Options to fit 17+H Warmbloods comfortably	Standard up to 15.3H / 1,100 lbs. Options to fit 17+H Warmbloods comfortably	Standard up to 16.2H / 1,200 lbs. Options to fit 17+H Warmbloods comfortably
Flooring	Treated Pine or Rumber	Treated Pine or Rumber	Treated Pine or Rumber	Treated Pine or Rumber
Walls	SafeKick Wall System	SafeKick Wall System	SafeKick Wall System	SafeKick Wall System
Padding	Custom Hand Made 2"	Custom Hand Made 2"	Custom Hand Made 2"	Custom Hand Made 2"
Extra Rear Safety Divider	Yes	Yes	Yes	Yes
Dressing Room	Yes	Yes	Yes	Yes

SafeTack 2 Horse Gooseneck Trailer

Customize This
Model

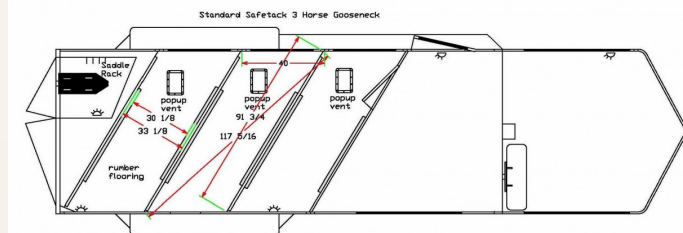
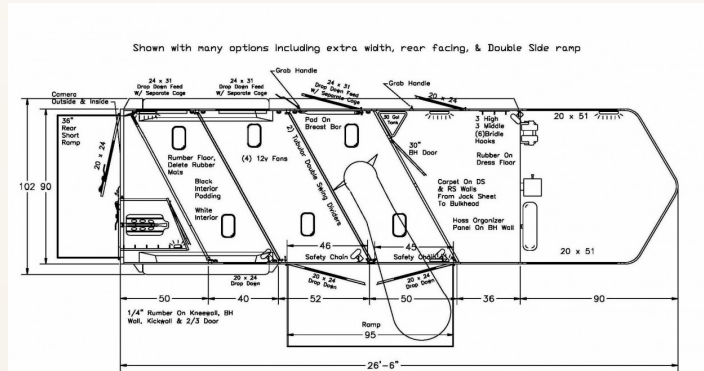
- Z-Frame® technology to create a durable and strong chassis.
- Dressing room and gooseneck area insulated, standard NOT extra!
- Unique, safe and functional rear SafeTack® technology
- Z-Frame® tubular head dividers to create more air flow and less stress on your horses.
- A convenient walk thru door from the dress to the horse area, included at no extra cost
- SafeBump Roof® and SafeKick® Wall Systems to keep your horses protected.
- Reverse Slant Horse Trailer Design available (Often referred to as rear facing design)



Safetack 3 Horse Gooseneck Trailer

Customize This Model

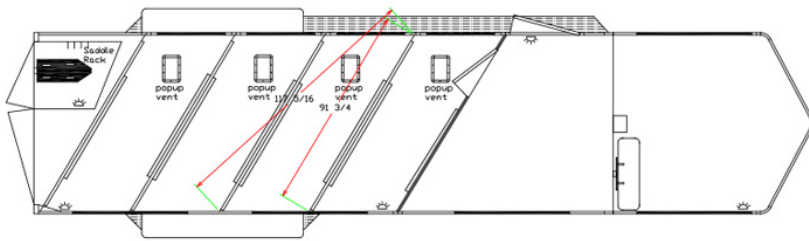
- Z-Frame® technology to create a durable and strong chassis.
- Fully insulated dressing room, YUP. It's standard.
- Optional Double Side ramp for quick emergency unload
- Unique, safe and functional rear SafeTack® technology
- Z-Frame® tubular head dividers to create more air flow and less stress on your horses.
- A convenient walk thru door from the dress to the horse area.
- SafeBump Roof® and SafeKick® Wall Systems to keep your horses protected.
- Rear facing Horse Trailer Design available (AKA reverse slant.)



SafeTack 4 Horse Gooseneck Trailer

Customize This Model

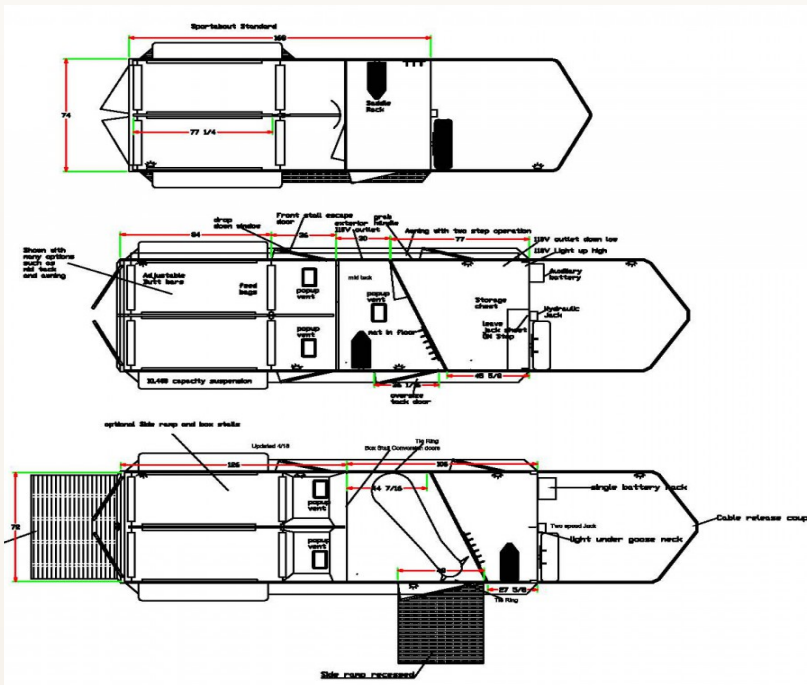
- Z-Frame® technology to create a durable and strong chassis.
- Unique, safe and functional rear SafeTack® technology
- Z-Frame® tubular head dividers to create more air flow and less stress on your horses.
- A convenient walk thru door from the dress to the horse area.
- SafeBump Roof® and SafeKick® Wall Systems to keep your horses protected
- 4 Horse Reverse Slant Design available (AKA rear facing)



Gooseneck 2 Horse Straight Load Trailer

Customize This Model

- Z-Frame® technology to create a durable and strong chassis.
- Z-Frame tubular head dividers to create more air flow and less stress on your horses.
- A convenient walk thru door from the dress to the horse area.
- SafeBump Roof® and SafeKick® Wall Systems to keep your horses protected.



All Features Available on Gooseneck Horse Trailers

- Z-Frame Technology
- 2"x 8" Pressure Treated Pine Flooring on 16" Cross Members
- Walk Thru Door to Horse Area
- EZ Lube Durable Never Adjust Brakes, 12,000 lb axle suspension
- Full Height Rear Doors with SafeTack Design
- 24" Diamond Plate Gravel Guard at Nose
- Running Board Step Down Dressing Room Side
- Carpet in Dressing Room Floor
- SafeTack® Slant Load Design
- Spring Loaded Drop Leg Jack (NOTE: Jack has two speed gearing on this trailer)
- Marker Lights on Fender
- Extra divider on rear stall to prevent horses from backing out when rear doors are opened
- Spare Tire underneath gooseneck
- Z-Frame® slant dividers with hand made padding and safety quiet slam latches
- 24" Walk Through from your dressing room to your horse area
- Horse Area Roof Vents, one per stall aluminum
- Custom hand made padding on dividers and slant wall
- 30" Dress Door Factory Built (more durable than a conventional RV/Camper style door)
- SafeKick® Wall System
- Heat Reflective SafeBump® Roof System with Fiber Composite One Piece, No Leak Panel
- Insulated side walls in horse area for maximum temperature protection and safe, quiet ride
- Floor Mats in Horse Area
- Rechargeable Emergency Breakaway System
- 7-Pin RV Style Plug
- Warranties Available

Please see individual online model descriptions for specific features, warranties, and pricing.



Ready to Start Designing Your New Gooseneck Horse Trailer?

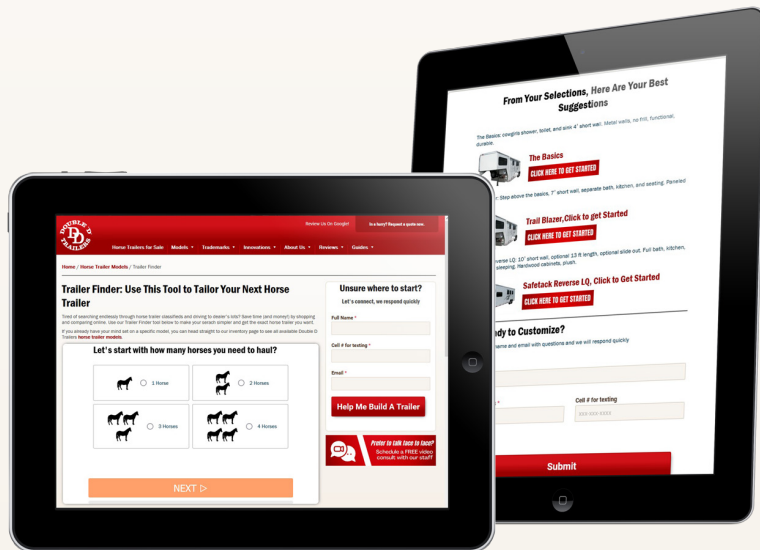


www.doubledtrailers.com

Use our Trailer Finder Tool to find models that match your needs.

Then, click "Customize" on any model to start selecting your custom features and style.

[Click to Find Your New Trailer](#)



Share this brochure with a friend! We're a family-oriented business and we appreciate your referrals. Much thanks, Brad Heath :)

We're here to help!
www.doubledtrailers.com/contact-us/